



**JUNE
20-25**

PACIFIC UNIVERSITY
FOREST GROVE, OR

2017

FOCUS ON
**BOOK
ARTS**

2017 CONFERENCE



Focus
on
Book Arts

WELCOME

Dear Book Arts Enthusiast,

Our 13th Focus on Book Arts conference begins on Tuesday, June 20, 2017, with the registration desk opening at noon, and a reception and opening of the Artists' Shop at 7 p.m. The rest of the week is filled with exciting workshops, with both new and returning favorite instructors, and with evening activities to keep you busy.

Highlights include:

- An extended daily workshop schedule for even more choices;
- Two hands-on letterpress workshops, and an evening video and talk about font design and type casting;
- A Keynote address by Laura Russell, owner of 23 Sandy Gallery in Portland, on Books Work: Focus on Career Development;
- A new Hospitality Night event with an on-site BBQ dinner;
- The return of the Found Object Book Activity in a new guise: The Scavenger Art Project;
- A full Work/Study raffle (so you can buy as many tickets as you want!).

Enjoy browsing the catalog, and please share it with others. More details, and all the materials lists, can be found on our website at www.focusonbookarts.org.

We hope to see you in June!

Your Conference Committee



All the following information, class descriptions in greater detail, and extensive materials lists can be found on our website:



www.FocusOnBookArts.org

Registration is
ONLINE ONLY
and opens March 6, 2017

We would like to invite you to join our all-volunteer team. No experience is required. For more information, ask at the Registration desk on site or email:

conferenceinfo@focusonbookarts.org

Board President	Katy Bayless
Board Secretary	Patty Grass
Program Director	Laurie Weiss
Registration	Leslie Waygren
Workshops/Faculty	Patty Grass
Facilities	Laurie Weiss
Classroom	Katy Bayless
Graphic Design	Cara Strever
Work-study/Volunteers	Karin Sandwick
Website Administrator	Leslie Waygren
Artists' Shop	Peg Falconer
Trade Show	Christine Trexel
Welcome Bags	Susan Fichter
Exhibits	Angela Batchelor
Raffle	Sharon Roemmel
Evening Activities	Laurie Weiss
Publicity/Social Media	Amy Bennett

CONFERENCE SCHEDULE

On-site Registration	Tuesday	Noon-7PM
	Wed-Sun	8AM-9AM
Workshops	Wed-Sun	9AM-Noon
		1:30PM-4:30PM
Meals	Breakfast	8AM-9AM
	Lunch	Noon-1PM
	Dinner	5:30PM-6:30PM
Evening Activities	Tues-Fri	7PM-9PM
	Saturday	6PM-9PM

OPEN TO THE PUBLIC



ARTISTS' SHOP

WED-SAT
6/21 - 6/24
8AM - 6PM Fine crafts from the hands of
book artists, including books,
broadsides, paper, and cards.



TRADE SHOW

FRI 5-9PM
SAT 8AM-2PM
6/23 - 6/24 Vendor tables selling art-
work, supplies, books, and
other art-related items.



FACULTY/STAFF EXHIBIT

Exhibit of artwork created by the faculty and
staff of the 2017 Focus on Book Arts.

APRIL 28 - JUNE 10 • COLLINS GALLERY
JUNE 13-24 • PACIFIC UNIVERSITY LIBRARY



KEYNOTE LECTURE

WED 6/21
7PM - 9PM Guest speaker:
Laura Russell



ON-SITE SUPPLY STORE

Welcome	1
Conference Schedule	2
Table of Contents	3
The Invisible Mark: Resist Techniques	4
Adventures in Embossing	5
Book Structures for Class Activities	6
Texture Screening	7
Decorative Box Making	8
Approaching Perfect Letterpress Impression	9
Paper Case Bindings	10
Cathedral of Stories	11
The Historic Japanese Book	12
Traditional Leather Binding	13
Leather Drop Spine Box w/Rounded Spine	14
From Plant to Paper to Page	15
The Japanese-Screen Structure	16
Rethinking Paste Papers	17
Collecting and Keeping: Chinese Thread Books	18
The Twined Binding	19
Pop-Up Structures for Miniature Books	20
Introduction to European Paper Marbling	21
Optimize your Creativity in Book Arts & Beyond	22
Nag Hammadi Codex	23
Pochoir: The Art of French Stenciling	24
Letterpress: Beyond the Single Pass	25
Workshop Schedule	26
Basic Cloth Repair	28
Creative Carousel Books	29
Coptic Stitch	30
European Marbling on Fabric	31
Folded-Book Explosion	32
Three is a Magic Number	33
Flexible Book Structures	34
Archival Boxes and Enclosures	35
Lily's Book: Charming Canvas Book w/Pocket	36
Hand Tooling on Books with Foils	37
A Painted Journal	38
The One-Hour Clamshell Box	39
Mystery Solved: Secret Belgian Binding!	40
Advanced Four-Sided Jacob's Ladder	41
Keynote Lecture	42
Artist's Shop	43
The Trade Show	44
On-Site Supply Store	44
An Evening of Letterpress	45
Hospitality Night	45
Faculty-Staff Exhibit	46
The Scavenger Art Project	47
Colleen Cavin Work-Study Program	48
Colleen Cavin Work-Study Fundraising Raffle	49
Registration and Financial Information	50



The Invisible Mark: Resist Techniques

WED

THURS

FRI

SAT

SUN

Instructor: **Angela Batchelor**

Skill Level: **Beginner**

Materials Fee: **\$20.00**

Materials List: **Please visit the webpage for a complete list of required materials.**

This class will explore multiple resist techniques that can be used to decorate papers or add depth to your artwork. We will experiment with a variety of dry and wet medias to create sample cards of each technique that will be assembled into a handy book to refer to after the class. Students will learn how to use low-tech and sometimes unassuming materials to create rich layered surfaces. This is a great way to incorporate expressive marks and textures into your artwork.

Adventures in Embossing

WED

THURS

FRI

SAT

SUN


Instructor: **Janice Fisher**

Skill Level: **All Levels**

Materials Fee: **\$10 .00**

Materials List: **Please visit the webpage for a complete list of required materials.**

Janice Fisher has developed a technique to create beautiful, intricate, hand embossing using simple materials and tools. She has used these techniques to produce flowers, gardens, animals, abstract images, desert landscapes and even an embossing of the first atomic bomb test. These embossing techniques will add beauty and meaning to your calligraphy and book art. You will learn how simple elements can be used to provide design accents or be combined to create landscapes and scenes. The key elements of graphic design, image selection, simplification and layering will be covered. Tools, paper selection, stencil production, design principles and perspective will be covered. Each student will leave the class with set of stencils they produced and the techniques to create beautiful hand embossing.



Book Structures for Class Activities

WED

THURS

FRI

SAT

SUN

Instructor: **Roberta Lavadour**

Skill Level: **All Levels**

Materials Fee: **\$5.00**

Materials List: **None.**

Visits to classrooms, senior centers, and art clubs can generate additional income for artists patching together a variety of revenue streams. It can also invigorate your art practice in unexpected ways. If you are ever asked to teach "something" about books, you may not have much teaching experience and feel a little uncertain about facing a large group. Or you may be an experienced teacher, but not quite sure about how to fit book creation into your curriculum. This is a class for you. Participants will look at folded and simply sewn structures that lend themselves to different subjects and concepts, learn tips for leading large groups and learn to adapt tools and materials to different age groups. Students will leave class with a set of teaching models.

Texture Screening

WED

THURS

FRI

SAT

SUN


Instructor: **Cindy Shaw**

Skill Level: **All Levels**

Materials Fee: **\$25.00**

Materials List: **Please visit the webpage for a complete list of required materials.**

Using a silkscreen we will place textures such as, leaves, stencils, corrugated cardboard, textured cloth, and doilies, to name a few, under the screen. Then using fiber reactive dyes with a thickener, transfer the texture onto papers and/or cloth, releasing the dye making beautiful one-of-a-kind designs. I will teach various techniques using different tools to get some stunning screened art to use in your own art. Come with an open mind to explore this medium. It can get a little messy so be prepared! Happy accidents welcome and ask yourself what if.....?



Decorative Box Making

WED	THURS	FRI	SAT	SUN
-----	-------	-----	-----	-----

Instructor: **Pietro Accardi**

Skill Level: **All Levels**

Materials Fee: **\$25.00**

Materials List: **Please visit the webpage for a complete list of required materials.**

Using binder's board and marbled paper, learn to construct a box with drawers and a letter holder in this two-day workshop. Not only for housing books, handmade boxes have a variety of functions. This course will teach the basics of decorative box construction. In this workshop, students will create a rounded letter holder, as well as a box with drawers. By mastering the basic templates for these box models, students will gain the necessary skills for other varieties of boxes, while also enhancing their bookbinding skills. The instructor will bring a sample collection of boxes for discussion of aesthetics and design to be used throughout the workshop.

Approaching Perfect Letterpress Impression

WED	THURS	FRI	SAT	SUN
-----	-------	-----	-----	-----


Instructor: **Peter Fraterdeus**

Skill Level: **All Levels**

Materials Fee: **\$15.00**

Materials List: **None.**

This course will be enlightening for anyone who is interested in or currently printing with a letterpress. The table-top Kelsey presses are popular with hobbyists, but many printers find a lot of frustration trying to get consistent printing from the press. Examining the small table-top presses available at the conference, we will learn to evaluate the condition of the press, the rollers, and the impression which the press is capable. We will adapt our process and technique to the presses at hand, and seek to produce exquisite impressions of tiny pages. We'll mix inks and check and adjust the roller height, and discover what exactly to look for with the 8x magnifying loupe. The end result will be a small print edition and understanding the evaluation and problem-solving checklists for any sort of relief printing process. If you have your own 5x8 Kelsey Letterpress you are welcome to bring it, but it should be in good working order with rollers in excellent condition. This is not a repair class but rather a "tune-up" class for working presses.



Paper Case Bindings

WED	THURS	FRI	SAT	SUN
-----	-------	-----	-----	-----

Instructor: **Andrew Huot**

Skill Level: **Beginner**

Materials Fee: **\$45.00**

Materials List: **Please visit the webpage for a complete list of required materials.**

Paper has been used for book covers long before the modern paperback. Since the 16th century, paper covers have proven to be strong and attractive. This class will explore the use of paper for making covers for hand-sewn books, concentrating on three paper covered books with sewn pages: one on supports and laced into the cover, another with a linking stitch and a pasted cover, and a long stitch that shows on the spine while attaching the pages. Participants will go home with three hand made books to use as sketchbooks or journals, or to give as a gifts.

Cathedral of Stories

WED	THURS	FRI	SAT	SUN
-----	-------	-----	-----	-----

Instructor: **Jill K. Berry**

Skill Level: **Intermediate**

Materials Fee: **\$25.00**

Materials List: **Please visit the webpage for a complete list of required materials.**

Create a sacred space for your abstracted and intimate stories in this layered artist book. Enter the space through a carved copper door, wander through illustrated spreads and create a small altar of offerings. Make this hardcover cathedral book while also learning new techniques with copper, clay, paint finishes and framed illustrations. We will illustrate a page with provided imagery prompts and then deconstruct it to make the pages for our book. Do not worry, no art experience is necessary! This book was featured in *1,000 Artists' Books: Exploring the Book as Art* by Peter and Donna Thomas.



The Historic Japanese Book: From Waste Pulp to Woodblocks

WED	THURS	FRI	SAT	SUN
-----	-------	-----	-----	-----

Instructor: **Anne Covell**

Skill Level: **All Levels**

Materials Fee: **\$50.00**

Materials List: **Please visit the webpage for a complete list of required materials.**

Students will explore processes of papermaking, cover decoration, and binding to create historic stab bindings as they were likely produced during the Edo Period (1603-1868) in Japan. Beginning from raw and recycled fibers, we will learn the fundamentals of traditional Nagashizuki papermaking and Tamezuki, papermaking to create soft and supple papers. Once they are dry, we will use the papers we have made to create unique laminated covers for use in our bindings. We will explore historic methods of cover decoration including burnishing, embossing, and resist dyeing. In addition to one or more completed stab bindings, students can expect to create a collection of sample cover papers that will be bound into a sample book.

Traditional Leather Binding

WED	THURS	FRI	SAT	SUN
-----	-------	-----	-----	-----

Instructor: **Sam Ellenport**

Skill Level: **Intermediate & Advanced**

Materials Fee: **\$85.00**

Materials List: **Please visit the webpage for a complete list of required materials.**

During the three-day workshop, students will learn to work with leather and will produce leather bindings using traditional methods. Students will measure, cut, pare and cover a number of books in a variety of binding styles. Historical differences in binding techniques will be discussed. Students will learn to prepare books for leather binding. They will produce several one-quarter and three-quarter bindings as well as a full-leather binding. While books will be provided, students may bring their own. These should be small and already sewn. Students may bring their own leather, though materials will be provided. At the workshop's end, students will have several books bound in leather but not decorated.



Leather Drop Spine Box with Rounded Spine

WED	THURS	FRI	SAT	SUN
-----	-------	-----	-----	-----

Instructor: **Jana Pullman**

Skill Level: **Intermediate**

Materials Fee: **\$50.00**

Materials List: **Please visit the webpage for a complete list of required materials.**

This attractive box has the appearance of a book and can be custom made to fit a book or small object. In this class you will be guided through the steps in making a quarter-leather drop-spine box with a rounded spine and raised bands. Everyone will make the same-size box using precut materials and we will also learn measuring and cutting techniques so you can make boxes on your own when you return home.

From Plant to Paper to Page

WED	THURS	FRI	SAT	SUN
-----	-------	-----	-----	-----

Instructor: **Megan Singleton**

Skill Level: **Beginner**

Materials Fee: **\$65.00**

Materials List: **Please visit the webpage for a complete list of required materials.**

Participants will learn the basics of making paper from local plant materials, then use those papers to create unique one of a kind soft- and hard-cover pamphlet-stitch books. Students will learn the preparation methods of collecting, cooking, beating fiber, and mixing fiber with high shrinkage abaca followed by Western sheet formation. We will discuss different types of plants suitable for making paper while creating beautiful, textural papers from a variety of plant fibers. Techniques such as layering pulps, creating simple stencils and using wet working techniques to create sculptural book forms will be demonstrated. Day two includes a variety of simple bookbinding techniques utilizing the pamphlet stitch, as well as natural inclusions, such as sticks and found objects, incorporated into the sewing. Students will leave the workshop with a variety of handmade papers, both flat and sculptural, and numerous small sample books.



The Japanese-Screen Structure

WED

THURS

FRI

SAT

SUN

Instructor: **Margo Klass**

Skill Level: **All Levels**

Materials Fee: **\$25.00**

Materials List: **Please visit the webpage for a complete list of required materials.**

The Japanese-screen structure is a form of board book that offers many possibilities for the book artist. The structure is sturdy, can be scaled up or down, and folds flat for storage. It can be variously configured to three, five, or more panels and can be constructed to accommodate both two- and three-dimensional content. Best of all, it displays easily. In this workshop we will discuss the creative uses of this structure and its variations, and then construct a basic five-panel screen using pre-cut boards and Japanese papers to learn the process of hinging and covering the panels. We will then create variations of this basic structure as models for future work.

Rethinking Paste Papers

WED

THURS

FRI

SAT

SUN

Instructor: **Jackie Wygant**

Skill Level: **All Levels**

Materials Fee: **\$26.00**

Materials List: **Please visit the webpage for a complete list of required materials.**

We will explore the possibilities for making unique multi-layer paste papers using clear, lightly tinted, highly colorful, opaque and metallic methyl cellulose pastes. We will use underlying shape and texture stencils for rubbings, frottage and scraffito effects for some of the layers. During the final hour of the class, traditional combs, stamps and rollers will be available for further exploration. No experience is necessary, but this is not a traditional beginning paste paper class. Twenty sheets of various colored and textured papers are provided for each student to use, but they are welcome to bring additional paper which must be strong enough to withstand wetting and no larger than 14" X 20".



Collecting & Keeping: Chinese Thread Books

WED

THURS

FRI

SAT

SUN

Instructor: **Jennie Hinchcliff**

Skill Level: **All Levels**

Materials Fee: **\$40.00**

Materials List: **Please visit the webpage for a complete list of required materials.**

Using folding techniques akin to origami, the Chinese Thread Book structure provides endless possibilities for both book artists and printmakers. Used by the Miao women of Southeastern China, these portable book/boxes can carry small items such as thread, textiles, or paper scraps, while maintaining the capability to fold flat. Students learn clear-cut techniques for creating their own version of the Chinese thread book. By building a series of models, workshop attendees acquire the necessary steps to create multiple versions of the structure. Utilizing a variety of folds to construct containers and pockets, students build both a hardcover and softcover book and are able to plan and design their own Chinese thread book.

The Twined Binding

WED

THURS

FRI

SAT

SUN

Instructor: **Roberta Lavadour**

Skill Level: **Intermediate**

Materials Fee: **\$15.00**

Materials List: **Teflon bone folder, metal ruler, small cutting mat.**

Students will create a small journal in a binding style designed by the instructor. Inspired by basket twining, the finished book is a durable structure that provides opportunities to explore spine designs and closure options. Confident beginners are welcome but this may not be ideal as a first attempt at binding. This class will include some homework.



Pop-Up Structures for Miniature Books

WED	THURS	FRI	SAT	SUN
-----	-------	-----	-----	-----

Instructor: **Shawn Sheehy**

Skill Level: **Beginner**

Materials Fee: **\$35.00**

Materials List: **Please visit the webpage for a complete list of required materials.**

Impossibly large images create excitement in a pop-up book. Strategies for creating these expansive structures are useful in miniature books, as they allow the artist to increase the drama and expand the content. Using card-stock and a small set of simple hand tools, students will build and bind a wide range of structures that move above, beyond and behind the page. The final day of the workshop will be dedicated to independent projects. Beginners are welcome; experienced participants will explore pop-ups in a whole new way.

Introduction to European Paper Marbling

WED	THURS	FRI	SAT	SUN
-----	-------	-----	-----	-----

Instructor: **Pietro Accardi**

Skill Level: **All Levels**

Materials Fee: **\$25.00**

Materials List: **Apron, gloves (if desired)**

Introduction to European Paper Marbling will teach students the basics of Western-style marbling. In the morning, students will prepare their own tray with size. During the maturation of the size, the instructor will offer discussion and demonstration regarding the history of marbling and the use of marbling paints. He will explain the use of rakes and combs to produce classic traditional patterns used in book-binding, as well as more creative expressions. The class will give ample time for guided and solo practice in the afternoon.

Optimize Your Creativity In Book Arts and Beyond

WED

THURS

FRI

SAT

SUN

Instructor: **Susan M. Callan**

Skill Level: **All Levels**

Materials Fee: **\$10.00**

Materials List: **Please visit the webpage for a complete list of required materials.**

We automatically expect our own creativity to just kick in when we begin a project and sometimes that happens. But sometimes the flow is a bare trickle, or nothing at all. In this workshop students will learn to easily recognize their own strengths and weaknesses; they will uncover aspects of themselves that can work as clues to heed in times of drought; and simultaneously, they will re-discover unlikely sources of inspirations. Each student is a different, unique individual! Students will learn what situations are best for them. They will be gently introduced to their fears around creativity and then learn tricks to turn fears into pride-producing successes. The exercises for accomplishing all this are fun, creative warm-up games, mini-lectures and total-participation discussions. In addition we will do three creative expression challenges: make a creatively inspiring Weathergram and two accordion books. Through these processes they will come to appreciate the fact that their own curiosity and willingness to take risks are their greatest creative allies. Students will leave the conference with a Weathergram, two accordion books, the instructor's Booklet of Creativity References, and most important of all, a new appreciation of their own creative potential and the new tools they now have at hand to take their creativity to the next level.



Nag Hammadi Codex

WED

THURS

FRI

SAT

SUN

Instructor: **Andrew Huot**

Skill Level: **Beginner/Intermediate**

Materials Fee: **\$70.00**

Materials List: **Please visit the webpage for a complete list of required materials.**

In this workshop we will create a sketchbook or journal based on historic examples of the earliest book structures. The Nag Hammadi bindings carried the Gnostic Gospels, discovered in a cave in Egypt in 1945. It contains a folded set of pages covered by a stiff leather cover. Ties at the top and bottom and a flap over the fore-edge will protect your notes and sketches on the pages.



Pochoir: The Art of French Stenciling

WED

THURS

FRI

SAT

SUN

Instructor: **Margo Klass**

Skill Level: **Intermediate**

Materials Fee: **\$35.00**

Materials List: **Please visit the webpage for a complete list of required materials.**

Pochoir is a printmaking technique made popular by French fashion illustrators from the late 19th century through the 1930s. Images are composed of layers of vivid color, each printed using separate, carefully cut, and reusable stencils. The resulting print is characterized by crisp edges and an immediacy of freshly applied color. On the first day workshop participants will design and cut stencils creating a personal vocabulary of forms based on a theme or concept. Continuing into day two, these forms will be used to compose and produce a series of sequential images for a drum leaf binding which will be bound and completed on day three.

Letterpress: Beyond the Single Pass

WED

THURS

FRI

SAT

SUN

Instructor: **Bonnie Thompson Norman**

Skill Level: **All Levels**

Materials Fee: **\$25.00**

Materials List: **None**

Working together as collaborators on a special theme for both text and image, we will create and produce a small edition letterpress printed artist's book. Participants will set type by hand with texts selected from books of quotes (provided). The illustrations will be created by constructing tangram puzzles. Printing and binding will be done by hand as well to produce one collaborative book. Each person works on a page or pages and everyone will get copies of the book.



FOBA Workshop Schedule 2017

Wed. 6/21	Thurs. 6/22	Fri. 6/23	Sat. 6/24	Sun. 6/25
Book Structures for Class Activities Roberta Lavadour	The Twined Binding Roberta Lavadour			
The Invisible Mark: Resist Techniques Angela Bachelor	Dramatic Pop-Up Structures for Minature Books Shawn Sheehy			
From Plant to Paper to Page Megan Singleton			Coptic Stitch Megan Singleton	Advanced 4-sided Jacob's Ladder Book Structure Jackie Wygant
Traditional Leather Binding Sam Ellenport			Basic Cloth Repair Sam Ellenport	The One-Hour Clamshell Box - Sam Ellenport
Cathedral of Stories Jill K. Berry			Painted Journal Bonnie Stahlecker	
The Leather Drop-Spine Box with Rounded Spine Jana Pullman			Hand Tooling on Books with Foils Jana Pullman	
The Historic Japanese Book: From Waste Pulp to Woodblocks - Anne Covell			Lily's Book: Charming Canvas Book with Pockets Leighanna Light	
Approaching Perfect Impression on Any Letterpress Peter Fraterdeus		Letterpress Printing: Create an Artist Book from Start to Finish Bonnie Thompson-Norman		
Texture Screening Cindy Shaw	Japanese Screen Structure Margo Klass	Pochoir: The Art of French Stenciling - Margo Klass		
Decorative Box Making Pietro Accardi		Introduction to European Paper Marbling Pietro Accardi	European Marbling on Fabric and Binding in the Northern Italian Tradition Pietro Accardi	
Paper Case Binding Andrew Huot		Nag Hammadi Codex Andrew Huot	Archival Boxes and Enclosures Andrew Huot	
Adventures in Embossing Janice Fisher	Collecting & Keeping: Chinese Thread Books Jennie Hinchcliff		Creative Carousel Books Jennie Hinchcliff	Mystery Solved: Secret Belgian Binding! Jennie Hinchcliff
	Rethinking Paste Papers Jackie Wygant	Optimize Your Creativity in Book Arts Susan Callan	Folded-Book Explosion Angela Bachelor	
			Flexible Book Structures Helen Hiebert	
			Three is a Magic Number Elissa Campbell	

BEFORE

AFTER



Basic Cloth Repair

WED

THURS

FRI

SAT

SUN

Instructor: **Sam Ellenport**

Skill Level: **Intermediate**

Materials Fee: **\$30.00**

Materials List: **Please visit the webpage for a complete list of required materials.**

This workshop will introduce students to the basic techniques of repairing cloth books of lesser-to-middling value, which do not always warrant the use of techniques that meet the higher standards of the American Institute of Conservation. However, almost all techniques shown will be reversible, using non-acidic materials. Areas covered will be split joints, detached covers, relining and strengthening spines and text-block, and reusing original covers. Simple solutions for broken sewing, detached pages, and split signatures will also be discussed, as will corner damage to covers. The idea of the workshop is to make broken books usable in a pragmatic and efficient way. Students are encouraged to bring in several books with varying problems for either hands-on treatment or discussion.

Creative Carousel Books: Surprising Spaces, Lively Layers

WED

THURS

FRI

SAT

SUN

Instructor: **Jennie Hinchcliff**

Skill Level: **All Levels**

Materials Fee: **\$20.00**

Materials List: **Please visit the webpage for a complete list of required materials.**

What kind of book provides all the surprise of a pop-up, and the "wow!" factor of a tunnel book? Carousel books, that's what! Also known as a "star" book, this structure provides endless opportunities for design and experimentation. In this day-long workshop, students are guided through the process of planning, creating, and constructing a carousel book. In-class discussions include calculating page measurements and layout/design for different sizes of carousel books – a process that appears daunting, but isn't as tricky as it seems. Students will leave class with a complete project.



Coptic Stitch

WED

THURS

FRI

SAT

SUN

Instructor: **Megan Singleton**

Skill Level: **Beginner**

Materials Fee: **\$55.00**

Materials List: **Bone folder, awl, glue brush
assorted papers to personalize covers.**

The day will be spent creating three Coptic-bound books. We will bind the first two books traditionally by sewing signatures, and with the third book students will learn how to bind a single page Coptic- sewn book. All book board will be pre-cut, students will learn how to fold and stab signatures, and create a simple stabbing cradle from book board and tape. Students will leave the workshop with Coptic stitch instructions and three completed blank books.

European Marbling on Fabric

WED

THURS

FRI

SAT

SUN


Instructor: **Pietro Accardi**

Skill Level: **Intermediate/attentive beginners**

Materials Fee: **\$37.00**

Materials List: **apron, gloves (if desired), extra
paper or fabric (if desired)**

Take your marbling skills to the next level while learning to marble on fabric and expand your bookbinding knowledge by using your own marbled fabric to bind a journal in the Northern Italian tradition. Students will begin with the introduction of marbling on fabric and will work on patterns with an eye for nuance. The main focus will be on marbling fabric to create book cloth, and techniques for other textile uses will also be discussed. Using their marbled fabric, students will create book cloth to use on the cover of the book they will bind. The instructor will teach his unique binding style based on methods used in contemporary Northern Italy. Each student will leave with a hand-bound book covered in fabric they patterned and marbled.



Folded-Book Explosion

WED

THURS

FRI

SAT

SUN

Instructor: **Angela Batchelor**

Skill Level: **Beginner**

Materials Fee: **\$25.00**

Materials List: **Please visit the webpage for a complete list of required materials.**

Folded books have the ability to delight and surprise. These beautiful structures incorporate origami and modular constructions that appear complex but are often simple to make. This class will explore over twenty folded book variations that can be used to make greeting cards or entire books. We will begin with folded books, starting with simple constructions such as instant one-page books and basic origami folds and progressing to more complex structures such as the blizzard book, Turkish fold, and Hungarian fold. Day two we will continue making complex folded books, add soft and hard covers with ribbon ties and sewn signatures. Students will come away with a lovely collection of small folded books.

Three is a Magic Number

WED

THURS

FRI

SAT

SUN


Instructor: **Elissa Campbell**

Skill Level: **Intermediate**

Materials Fee: **\$30.00**

Materials List: **Please visit the webpage for a complete list of required materials.**

Students are going to work through nine three-section bindings, based on the work of Keith Smith, using only leather, paper, and thread—no glue needed! Each binding involves sewing pages directly through a leather cover and each creates a different decorative pattern on the spine. These bindings are very flexible and allow the books to open completely flat. Participants will practice on a paper template first, then use what they've learned to sew the book and will try out different closure methods for each book. Students will learn how to adapt a 3-section binding to create a larger book by repeating the pattern. All of the sewing templates will be bound into the final book, which will be a great reference for future work. Students leave this workshop with a basic knowledge of bookbinding technique, a detailed handout and resource list for all materials used.



Flexible Book Structures

WED

THURS

FRI

SAT

SUN

Instructor: **Helen Hiebert**

Skill Level: **All Levels**

Materials Fee: **\$30.00**

Materials List: **Please visit the webpage for a complete list of required materials.**

In this workshop we'll create a variety of panel structures with unique hinges that can be utilized to make books, lanterns, folding screens wall or window hangings. We'll make a shadow lantern, composed of lightweight balsa-framed panels, featuring cut-outs that cast shadows onto a second layer of paper. We'll construct envelope folding screens with an adapted piano hinge. We'll explore paper weaving with a lantern or wall/window hanging construction, and we'll create an inflatable ball structure that magically transforms from two- into three-dimensions with a bit of hot air. As we make these structures, we'll also explore ways to layer, fold and weave papers.

Archival Boxes and Enclosures

WED

THURS

FRI

SAT

SUN

Instructor: **Andrew Huot**

Skill Level: **Intermediate**

Materials Fee: **\$40.00**

Materials List: **Please visit the webpage for a complete list of required materials.**

Looking for a way to protect a fragile book or store a collection of prints or photographs? Conservation boxes and enclosures are the best way to protect and house your collections and fragile objects, such as books, prints, photographs, and small ephemera. Participants in this class will construct a number of boxes, slipcases, and enclosures to protect and display treasured items. The enclosures include an inset box, wrapper with a case, self-closing wrapper, two slipcases, a corrugated drop spine box and a storage book.



Lily's Book: Charming Canvas Book with Pocket

WED

THURS

FRI

SAT

SUN

Instructor: **Leighanna Light**

Skill Level: **All Levels**

Materials Fee: **\$25.00**

Materials List: **Please visit the webpage for a complete list of required materials.**

Students will create a sweet, but sturdy book that is made entirely of canvas and embellishments. Participants will learn basic bookbinding skills and will experiment with texture gels, gesso, plaster, molding paste, and ink to create fabulous backgrounds and pages. The book is about 5" x 7" but can grow larger after we add embellishments. The canvas pages are hardy and durable, resulting in a book that can travel far and survive the most adventurous trips. The book is filled with pockets which are perfect for souvenirs, and secret compartments for those writings you do not want to share with the world. Students will leave with a gorgeous art book that will be treasured for years to come.

Hand Tooling on Books with Foils

WED

THURS

FRI

SAT

SUN

Instructor: **Jana Pullman**

Skill Level: **All Levels**

Materials Fee: **\$40.00**

Materials List: **Metal ruler, knife for cutting paper, cutting mat, pencil and paper**

Foils should not be limited to just stamping machines. In this workshop we will cover both traditional and alternative decorative techniques using hand tools with an emphasis on how to use a stylus tool. We will use different types of foils including real 23kt. gold and metallic and pigmented colors on leather, cloth, and paper to show the advantages foil can have over the traditional leaf tooling. This class will be helpful in learning to use the tools, jigs, and patterns used in decorative tooling.



A Painted Journal

WED

THURS

FRI

SAT

SUN

Instructor: **Bonnie Stahlecker**

Skill Level: **All Levels**

Materials Fee: **\$15.00**

Materials List: **Please visit the webpage for a complete list of required materials.**

Make your own medium-sized sketchbook or journal that has an exposed spine and painted covers. The binding allows the book to open completely flat to any page, making it great to draw or write in. The binder's board covers are transformed with many layers of glazing paint with a recessed niche for a unique shrink-art label. The book will be sewn on decorative tapes that are then laced into the covers and held closed with a loop and bone clasp. Participants will bring to the class the paper of their choice for the pages, mixing and matching to suit the media they like to use. Each participant will complete one binding during the workshop.



The One-Hour Clamshell Box

WED

THURS

FRI

SAT

SUN


Instructor: **Sam Ellenport**

Skill Level: **All Levels**

Materials Fee: **\$40.00**

Materials List: **Please visit the webpage for a complete list of required materials.**

Clamshell or fall-back boxes have an enormous range of uses in bookbinding and are extremely popular. The variety of ways to construct them is large and most of these techniques take a long time, which often makes such boxes unfeasible from a financial standpoint. From past experience, I have streamlined the process so that these boxes can be made with an hour of labor. From measuring to construction, students will learn the shortcuts and efficiencies which make such boxes practical to create. At the end of the session, students will have at least one completed box and several in various stages of completion to be used as references. Students are encouraged to bring small books or objects to measure for boxes.



Mystery Solved: Secret Belgian Binding!

WED

THURS

FRI

SAT

SUN

Instructor: **Jennie Hinchcliff**

Skill Level: **Intermediate**

Materials Fee: **\$25.00**

Materials List: **Please visit the webpage for a complete list of required materials.**

There's a reason why this particular structure is called the "Secret Belgian Binding": constructing the binding may seem like a mystery at first, but is actually quite ingenious once you understand the basic ins-and-outs. Developed by Belgian bookbinder Anne Goy in the '80s and made popular by Hedi Kyle at a later date, this wonderful structure can be used for softcover and hardcover bindings. During this day-long workshop, students will construct both a hardcover and softcover book while developing skills needed to plan for their own Secret Belgian projects outside of the classroom.

Advanced Four-Sided Jacob's Ladder

WED

THURS

FRI

SAT

SUN

Instructor: **Jackie Wygant**

Skill Level: **All Levels**

Materials Fee: **\$26.00**

Materials List: **Please visit the webpage for a complete list of required materials.**

This is a fantastic structure with two faces, one on the front and one on the back; when you operate the flip action, two new faces are revealed and the first two are then hidden. What a fabulous vehicle for text and images! The structure is a bit tricky but well worth the effort to deconstruct and then make. Using pre-cuts and detailed instructions we will make a six-panel four-color model. We will look at and manipulate models and variations and discuss and brainstorm other Jacob's ladder applications and possibilities.

KEYNOTE LECTURE

Starting with that first spark that lights a fire for book art, many artists wonder where to go with this binding passion. Are you destined to be a happy workshop wanderer? Is there a path to fund your habit? Can you make a living in the book arts? In this talk, Laura Russell will cover the “chapters” of a life in the book arts and the many ways to participate in our burgeoning, creative field.



For artists content to create and connect, learn how can you make the most of your opportunities to learn and grow and how to continue growing when all of your friends and family have enough of your books. For those who might want to make a little money, or even make a living in the book arts, you'll learn how to build a name for yourself as an artist. Find out how exhibitions, exchanges or collections expand your creativity, your purpose or your business.

This information is relevant for anyone in the field, including new or working book artists, calligraphers, bookbinders, printers, papermakers and more. Come prepared to explore your path through this rich, diverse field of book art and discover how to make your mark.



ARTISTS' SHOP

The Artists' Shop features fine crafts from the hands of fellow book artists. The Shop is open to the public during the conference and is located in the beautiful Cawein Gallery in the heart of Pacific University's campus.

This is a unique opportunity to sell and purchase hand-made books, broadsides, cards, and other book-related work from professional artists and students of the arts.

To place your art or fine craft in the Artists' Shop see the web page for the Artists' Shop Agreement form. For questions, please contact:

Peg Falconer
artistshop@focusonbookarts.org



SHOP HOURS

June 20 | Tuesday | 7PM-9PM

June 21-23 | Wed-Fri | 8AM-7PM

June 24 | Saturday | 8 AM-6PM

THE TRADE SHOW

The Trade Show is an opportunity for you to sell artwork, supplies, or books, handmade and self-published or commercially published. The Trade Show will be open Friday evening and Saturday until 2 p.m. There is a \$50 charge for each 6' x 3' skirted table. You may set up for Friday night only, Saturday only, or both days for no additional fee. Please see the web page for the Trade Show Agreement form. For questions about The Trade Show, please contact:

Christine Trexel
tradeshow@focusonbookarts.org

TRADE SHOW HOURS


June 23 | Friday | 7PM-9PM

June 24 | Saturday | 8AM-2PM

ON-SITE SUPPLY STORE

Colophon Book Arts Supply is again our on-site vendor, open all conference days. Colophon carries an extensive range of bookbinding and paper marbling supplies. Please visit their website at:

www.colophonbookarts.com



AN EVENING OF LETTERPRESS

Our Thursday evening event features a video presentation of Jim Rimmer's creation of the Stern font, followed by a presentation and question/answer session on casting and letterpress type by Jeff Shay of Portland's own C.C. Stern Foundry Museum (www.metaltype.org). A trailer of the video can be seen at <https://www.youtube.com/watch?v=Ph0ooDzD4ZQ>. Please note on your registration form if you will be attending; there is no fee but we want to make sure we secure a large enough venue.

HOSPITALITY NIGHT

This event is held on Saturday night. It is a time to share what you have done in your workshops and what you are doing in your own work, a time to meet others who are attending the conference, and a time to exchange mementos, pins, cards, etc., set up email exchanges, and share your book arts activities. However, there is no selling at this event. An added feature to this year's Hospitality Night is a grill and bar-b-que dinner in the amphitheater area behind the Vandervelden apartments. The event is open to ALL attendees; you do not need to be staying on campus to attend.

FACULTY-STAFF EXHIBIT

The Faculty-Staff Exhibit opens at the prestigious Collins Gallery at the Central Library in downtown Portland. There will be a panel discussion there on Structure and Influence on May 21st. The Exhibit continues at the Collins Gallery until June 10th and reopens in the library on the Pacific University campus in Forest Grove on June 13th. It remains on campus through the conference.



LIBRARY HOURS

Mon-Fri | 8AM-8PM

Saturday | 10AM-6PM

Sunday | 12PM-6PM

Call ahead to check
library summer hours:
503-352-1400



THE SCAVENGER ART PROJECT

For this year's conference, we are revising the Found Object Book Activity with a twist. Instead of sending you a packet of items, we will provide, with your registration confirmation, a list of items to incorporate in a book arts item of your choosing. Bring your completed book to the Registration Desk when you arrive on campus and it will be displayed with others in the Alumni Lounge. Entries will be judged by the conference attendees and a "Best of Show" prize will be awarded.



COLLEEN CAVIN WORK/STUDY

This year we will be choosing two people with a background or serious interest in Book Arts to participate in our Work/Study program. The persons chosen will work for three full days at the conference in exchange for two days of classes and five nights of lodging and meals on campus at no charge. Class materials fees are the responsibility of the recipient.

The work part will consist of assisting our Day Manager in activities including but not limited to the following:

- Assist the Workshop Coordinator with classroom setup and delivery of instructor materials
- Walk the campus to visit classes in progress and take photos
- Deliver equipment or materials to various locations on campus
- Staff the registration area to welcome and direct conference attendees
- Greet, host, and coordinate set-up and clean-up of evening activities (with Pacific staff)
- Assist with set up and maintenance of the Work/Study fundraising activities
- Give short breaks to our staff in the Artists' Shop and to Trade Show vendors
- Donate a handmade item to the Work/Study fundraising raffle

We are looking for applicants with energy and ideas to contribute to our conference and to inspire us with what they are doing in the book arts. Our goal is to involve our two successful candidates in the wonderful community for artists that come together for our conference, to expose them to some of the national names in Book Arts, and to provide them with an opportunity for high level instruction.

The days available for helping are: Tuesday, June 20, the day before the conference begins, and Wednesday through Sunday, June 21-24. The days available to take classes are Wednesday through Sunday, June 21-24. Applicants should have first and second choices for each of their two days of classes since many of our classes fill up quickly. Additionally, in order to balance our needs with applicant's desires, a second or third choice would be negotiated, if necessary.

The Work/Study application can be found online at the FOBA website. The deadline for emailed applications is March 1, 2017, and a decision will be made by April 15, 2017. If you have questions, please contact:

Karin Sandwick
volunteer@focusonbookarts.org

FUNDRAISING RAFFLE

This raffle raises funds to support the Colleen Cavin Work/Study program which allows selected participants to attend the conference in exchange for work during the conference.

The raffle of book arts items is held during the conference. Contributions will be exhibited during the conference with the donor's name on the item until the drawing occurs. And, as FOBA is now a 501c3, your donation is tax deductible. You can mail donations in advance of the conference to arrive by June 10, 2017, or bring your item(s) with you. In either case, please notify us in advance so we can prepare for your item(s) display. For pre-notification and other queries or information, including shipping details, please contact:

Sharon Roemmell
raffle@focusonbookarts.org

REGISTRATION & FINANCIAL INFO

HOUSING

Housing and meals must be purchased as a package for \$350/person, which includes room and meals for five days and nights beginning Tuesday dinner through Sunday lunch. Children cannot be accommodated.

Housing will again be in Vandervelden Court, a series of small apartments of four single rooms with two shared baths and a common area each. There is also a small kitchenette (stove and refrigerator) in each unit in case you wish to store some soda or juice or make tea or instant coffee. However, minimal cooking and eating utensils are supplied; you should plan to bring your own if desired. These apartments are non-smoking facilities.

When you register please indicate if you will need a first floor room and/or cannot use stairs. If you wish to share the apartment with someone specific, please note that on the registration form; otherwise, rooms will be randomly assigned.

If you need to stay over Sunday night, there is an additional charge of \$70. This includes Sunday dinner and Monday breakfast.

While we will be in apartments instead of the dorms, there are still some limitations. Bedding is provided, but not much more. You may want to bring some amenities such as a clock, a radio, a desk lamp, hangers, and ear plugs if you have trouble sleeping. You might also want to bring your own wash cloth and towel; although provided, they are very basic.

OFF-CAMPUS HOUSING

There are many places to stay in the Portland, Beaverton, Hillsboro area from which you can drive to Forest Grove in about one half hour. However Forest Grove does have several places to stay including:

- Best Western University Inn 503-992-8888
- Best Value Inn 503-357-9000
- The Grand Lodge 503-992-9533

MEALS

There is a fully operating cafeteria on the campus serving three meals a day. If you are staying in the dorm, your meals are part of the housing package. If you are not staying in the dorm, you can purchase breakfast or lunch in the Bistro on-site on a day-to-day basis. You cannot purchase individual meals in the cafeteria but you may bring a lunch from home and eat in the cafeteria.

Pacific University is situated in the heart of downtown Forest Grove. Many small restaurants are located within walking distance for breakfast, lunch and dinner.

CLASS SELECTIONS

Every effort will be made to place you in the workshops you have requested. However, space in all workshops is limited and some will fill quickly. You may list a second choice, but if no second choice is given and we cannot accommodate your first choice, we will refund the cost of that particular workshop to you.

REGISTRATION

Register opens online at www.focusonbookarts.org at 8 a.m. on Monday, March 6, 2017.

There is no mail-in registration.

The online directions tell you how to complete the form, submit it to FOBA, and pay online via PayPal, using your PayPal, Visa, or MasterCard. You do not need to have a PayPal account to pay with your credit card via PayPal.

Registrations are processed in real time on a first-come first-served basis. If a class is full, you have the option of signing up on a wait list for the class.

COST SUMMARY

Class fees are determined by the number of days of classes you are attending:

DAYS	1	2	3	4	5
PRICE	\$150	\$250	\$350	\$450	\$500

The Materials Fee associated with each class is listed with the class description. Be sure to also check the online class description for the list of required materials to bring with you.

Room and Board: \$350


Additional night: \$70

REFUNDS/CANCELLATIONS

CANCELLATION	REFUND
BEFORE APRIL 15, 2017	FULL REFUND \$25 FEE
APRIL 15, 2017 TO MAY 15, 2017	50% OF TOTAL COSTS
AFTER MAY 15, 2017	NO REFUND

If you have any registration questions please contact:

Leslie Waygren
registration@focusonbookarts.org



www.focusonbookarts.org

1928 21st Avenue

Forest Grove, OR 97116



1928 21st Avenue
Forest Grove, OR 97116